

# Revenue Policy

## 2025/2026

# Contents

1) Rates and Charges .....	3
2) Building, Planning & Regulatory Fees.....	5
3) Sewerage .....	14
4) Water .....	14
5) Cemetery Fees .....	16
6) Waste Management Fees.....	19
7) Community Equipment.....	21
8) Council Facilities .....	21
9) Miscellaneous .....	23
10) Plant Hire Rates .....	24
11) Proposed Borrowings .....	24

# 1) Rates and Charges

Council rates and charges have been reviewed for the 2025/2026 year with the following changes proposed.

Total Rate yield will increase by 4.3% permissible rate pegging amount.

Water charges have increased by 4.3 %. Waste Charges increased by 7.5% to cover the transition to the three-bin system. Sewer Charges increased by 4.3%.

## Rates and Charges 2025/2026

RATE CATEGORY	No. of Assessments	Rate Type	Valuation	Amount	Sub Total	Total Yield
FARMLAND	121	Valuation rate	\$281,651,570	0.222	\$625,266.49	\$658,057.49
		Base amount		271.00	\$32,791.00	
RESIDENTIAL	1204	Valuation rate	\$33,479,100	1.111	\$371,618.01	\$697,902.01
		Base amount		271.00	\$326,284.00	
BUSINESS-CBA	70	Valuation rate	\$2,577,770	6.06	\$156,212.86	\$175,182.86
		Base amount		271.00	\$18,970.00	
BUSINESS	154	Valuation rate	\$9,336,740	1.46	\$136,316.4	\$178,050.40
		Base amount		271.00	\$41,734.00	
FARMLAND IRRIGATION	153	Valuation rate	\$467,160,940	0.222	\$1,037,097.29	\$1,078,560.29
		Base amount		271.00	\$41,463.00	
RURAL RESIDENTIAL	104	Valuation rate	\$11,775,660	.72	\$84,784.03	\$112,968.03
		Base amount		271.00	\$28,184.00	
Total Ad valorem Rates	1806		\$805,981,680			\$2,411,295.08
Total Base Rate	1806		\$271.00			\$489,426.00
Total Rates	1809					\$2,900,721.08

## Water Access Charge

Raw Water Pricing (Access Charge)	438.00
Filtered Water Pricing (Access Charge)	170.00

## Water Consumption Charges

Raw Water	44c per kl
Filtered Water	\$1.36 per kl up to 300kl 2.04 per kl over 300kl

## Sewerage Charges

Sewerage – Residential	Charge 860.00
Sewerage – Non-Residential	Charge \$696.00
Sewerage Usage – Non-Residential	1.36 per kl discharged
Sewerage Charge – Additional	\$430.00 each additional flat

## Other Charges

Domestic Waste Management Charge	\$572.00 per service per year
Waste Collection Charge (non-residential)	\$572.00 per service per year
Domestic Waste additional Bin	\$161.00 per service per year
Non-residential Waste additional bin	\$161.00 per service per year
Domestic Waste Charge – Hay vacant allotments	\$96.00 per year
Tip Access Charge	\$96.00 per annum
Tip Access Farmland	\$88.00 per annum
Interest on Overdue Rates and Charges	10.5%

## 2) Building, Planning & Regulatory Fees

### ***Building & Planning***

If a specific fee is not noted in this policy, the Statutory fees will apply.

PARTICULARS	FEE (including GST if applicable)	GST	Pricing Type	Reference
<b>Inspection &amp; Compliance Services</b>				
Services of Health & Building Inspector	\$110.00 + travel fee	Yes	CR	N/A
Class 10 Inspections Package	\$120.00	Yes	CR	N/A
Class 1 & Other classes Inspection Package	\$220.00	Yes	CR	N/A
Additional Compliance Inspections	\$60.00	Yes	CR	N/A
External Services Fee	Cost Recovery	Yes	CR	N/A
Swimming Pool Inspection for Compliance Certificate	\$150.00	Yes	SL	CI19 of Swimming Pools Regulation
Swimming Pool Re-inspection fee	\$100.00	Yes	SL	CI19 of Swimming Pools Regulation
Swimming Pool Resuscitation Sign	\$50.00	Yes	CR	N/A
On site sewerage management system Inspection fee	Inspection fee \$110 Reinspection fee \$85	Yes	CR	N/A
<b>DEVELOPMENT FEES</b>				
<b>Development Application Fees</b>				
Up to \$5,000	\$138.00	No	SL	Sch4 of EP&A Regulations
\$5,001 - \$50,000	\$212.00 plus \$3.00 for each \$1,000 (or part of \$1,000) of the estimated cost	No	SL	Sch4 of EP&A Regulations

<b>PARTICULARS</b>	<b>FEE (including GST if applicable)</b>	<b>GST</b>	<b>Pricing Type</b>	<b>Reference</b>
\$50,001 - \$250,000	\$441.00 plus \$3.64 for each \$1,000  (or part of \$1,000) by which the estimated cost exceeds \$50,000	No	SL	Sch4 of EP&A Regulation
\$250,001 - \$500,000	\$1,454.00 plus an additional \$2.34 for each \$1,000 (or part of \$1,000) by which the estimated cost exceeds \$250,001	No	SL	Sch4 of EP&A Regulations
\$500,001 - \$1,000,000	\$2,189.00 plus an additional \$1.64 for each \$1,000 (or part of \$1,000) by which the estimated cost exceeds \$500,000	No	SL	Sch4 of EP&A Regulations
\$1,000,001 - \$10,000,000	\$3,280.00 plus an additional \$1.44 for each \$1,000 (or part of \$1,000) by which the estimated cost exceeds \$1,000,000	No	SL	Sch4 of EP&A Regulations
More than \$10,000,000	\$19,914.00 plus an additional \$1.19 for each \$1,000 (or part of \$1,000) by which the estimated cost exceeds \$10,000,000	No	SL	Sch4 of EP&A Regulations
Development involving the construction of a dwelling house with an estimated value of \$100,000 or less	\$570.00	No	SL	Sch4 of EP&A Regulations
Development that does not involve building, carrying out of a work, subdivision or demolition	\$353.00	No	SL	Sch4 of EP&A Regulations
<b>Designated Development</b>				
a) Designated Development (additional fee)	Up to \$1154.00	No	SL	Sch4 of EP&A Regulations
b) Advertised Development Designated Development	Up to \$2,220.00	No	SL	Sch4 of EP&A Regulations
Other Advertised Development	Up to \$1,105.00	Yes	CR	N/A

<b>PARTICULARS</b>	<b>FEE (including GST if applicable)</b>	<b>GST</b>	<b>Pricing Type</b>	<b>Reference</b>
<b>Additional fees for development application (other than State significant development.</b>				
Giving of notice of prohibited development	\$1385.00	NO	SL	Sch 4 of EP&A Regulations
<b>Planning Portal Nominal Fees</b>				
Modification of Development Consent	\$45.00	No	SL	Sch4 of EP&A Regulations
Site Compatibility Certificate	\$45.00	No	SL	Sch4 of EP&A Regulations
Construction Certificate	\$45.00	No	SL	Sch4 of EP&A Regulations
Subdivision Certificate	\$45.00	No	SL	Sch4 of EP&A Regulations
Building Information Certificate	\$45.00	No	SL	Sch4 of EP&A Regulations
Review of Determination of DA	\$6.00	No	SL	Sch4 of EP&A Regulations
Lodgement of Planning Agreement	\$6.00	No	SL	Sch4 of EP&A Regulations
Application of BASIX Certificate	\$5.00	No	SL	Sch4 of EP&A Regulations
Certificate Registration for: <ul style="list-style-type: none"> <li>Complying Development Certificate - \$36.00</li> <li>Construction Certificate</li> <li>Subdivision Works Certificate</li> <li>Occupation Certificate</li> <li>Subdivision Certificate</li> </ul>	\$6.00 for each Certificate	No	SL	Sch4 of EP&A Regulations
Payment of Development Applications	\$6.00	No	SL	Sch4 of EP&A Regulations
<b>Integrated Development – additional fee</b>				
For each Concurrence Authority	\$416.00	No	SL	Sch4 of EP&A Regulations
For Consent Authority	\$175.00	No	SL	Sch4 of EP&A Regulations
<b>Additional Fee where Concurrence required</b>				
For each Concurrence Authority	\$416.00	No	SL	Sch4 of EP&A Regulations
<b>MODIFICATION OF DEVELOPMENT</b>				

PARTICULARS	FEE (including GST if applicable)	GST	Pricing Type	Reference
Modification application under section 4.55(1) of the EP&A Act	\$89.00	No	SL	Sch4 of EP&A Regulations
Modification application under section 4.55(1A) or 4.56(1) of the EP&A Act in respect of a modification which, in the opinion of the consent authority, is of minimal environmental impact.	\$754 or 50% of the fee for the original DA, whichever is the lesser	No	SL	Sch4 of EP&A Regulations
Modification application under section 4.55(2) or 4.56(1) of the EP&A Act in respect of a modification which, in the opinion of the consent authority, is NOT of minimal environmental impact.	<p>(a) If fee for the original application was less than \$100, 50% of that fee</p> <p>(b) If fee for original application was \$100 or more:</p> <p>(i) in the case of an application with respect to a development application that does not involve the erection of a building, the carrying out of a work or the demolition of a work or building, 50 per cent of the fee for the original development application, and</p> <p>(ii) in the case of an application with respect to a development application that involves the erection of a dwelling-house with an estimated cost of construction of \$100,000 or less, \$222, and</p> <p>(iii) in the case of an application with respect to any other development application, as set out in the Table to this clause,</p> <p>plus an additional amount of not more than \$665 if notice of the application is required to be given under section 4.55(2) or 4.56(1) of the Act</p>	No	SL	Sch4 of EP&A Regulations
In the case of a request with respect to any other DA, as set out in the table below:				
<u>Estimated cost</u>	<u>Maximum fee</u>			
Up to \$5,000	\$68.00	No	SL	Sch4 of EP&A Regulations



<b>PARTICULARS</b>	<b>FEE (including GST if applicable)</b>	<b>GST</b>	<b>Pricing Type</b>	<b>Reference</b>
\$5,001 - \$250,000	\$106.00 plus \$1.50 for each \$1,000 (or part thereof) of the estimated cost	No	SL	Sch4 of EP&A Regulations
\$250,001 - \$500,000	\$627.00 plus \$0.85 per \$1,000 (or part thereof) by which the cost exceeds \$250,000	No	SL	Sch4 of EP&A Regulations
\$500,001 - \$1,000,000	\$893.00 plus \$0.50 per \$1,000 (or part thereof) by which the cost exceeds \$500,000	No	SL	Sch4 of EP&A Regulations
\$1,000,001 - \$10,000,000	\$1,237.00 plus \$0.40 per \$1,000 (or part thereof) by which the cost exceeds \$1,000,000	No	SL	Sch4 of EP&A Regulations
More than \$10,000,000	\$5,942.00 plus \$0.27 per \$1,000 (or part thereof) by which the cost exceeds \$10,000,000	No	SL	Sch4 of EP&A Regulations
<b>Right of Review to a DA Decision (s8.2 EP&amp;A Act)</b>	See Schedule 4 of Environmental Planning & Assessment Regulations	No	SL	Sch4 of EP&A Regulations
<b>Rezoning Fee</b>	Standard Fee \$2,200.00 + Cost of professional services required		CR	N/A
<b>Complying Development</b>	<b>+Inspection Fees Package</b>			
Not exceeding \$5,000	\$116.00	No	CR	N/A
\$5,001 - \$100,000	\$116.00 plus an additional \$5.00 for each \$1,000 (or part of \$1,000) by which the estimated cost exceeds \$5,000	No	CR	N/A
\$100,001 - \$250,000	\$1,005.00 plus an additional \$4.00 for each \$1,000 (or part of \$1,000) by which the estimated cost exceeds \$100,000	No	CR	N/A
\$250,001 - \$500,000	\$2,030.00 plus an additional \$3.00 for each \$1,000 (or part of \$1,000) by which the estimated cost exceeds \$250,000	No	CR	N/A

<b>PARTICULARS</b>	<b>FEE (including GST if applicable)</b>	<b>GST</b>	<b>Pricing Type</b>	<b>Reference</b>
More than \$500,000	\$3,410.00 plus an additional \$2.00 for each \$1,000 (or part of \$1,000) by which the estimated cost exceeds \$500,000	No	CR	N/A
Swimming Pool	\$240.00	No	CR	N/A
Industrial Change of use	\$240.00	No	CR	N/A
Commercial Change of use	\$240.00	No	CR	N/A
Bed & Breakfast	\$240.00	No	CR	N/A
Subdivision (No additional lots created)	\$240.00	No	CR	N/A
<b>Construction Certificate</b>	<b>+Inspection Fees Package</b>			
Not exceeding \$5,000	\$117.00	No	CR	N/A
Exceeding \$5,000 but not exceeding \$100,000	\$117.00 plus \$4.00 per \$1,000 or part thereof by which the cost exceeds \$5,000	No	CR	N/A
Exceeding \$100,000 but not exceeding \$250,000	\$800.00 plus \$3.00 per \$1,000 or part thereof by which the cost exceed \$100,000	No	CR	N/A
Exceeding \$250,000	\$1,601.00 plus \$2.00 per \$1,000 or part thereof by which the cost exceeds \$250,000	No	CR	N/A
<b>Subdivision</b>				
No new road	\$386.00 plus \$53.00 per allotment created	No	SL	Sch4 of EP&A Regulations
New road	\$777.00 plus \$65.00 per allotment created	No	SL	Sch4 of EP&A Regulations
Strata	\$386.00 plus \$65.00 per allotment created	No	SL	Sch4 of EP&A Regulations
Subdivision Certificate	\$163.00	No	CR	N/A

<b>PARTICULARS</b>	<b>FEE (including GST if applicable)</b>	<b>GST</b>	<b>Pricing Type</b>	<b>Reference</b>
<b>Certificates</b>				
Section 68 Certificate (Transportable House)	\$150	No	CR	N/A
Section 68 Certificate (Septic Tanks)	\$100	No	CR	N/A

<b>PARTICULARS</b>	<b>FEE (including GST if applicable)</b>	<b>GST</b>	<b>Pricing Type</b>	<b>Reference</b>
Section 68 Certificates	\$70.00	No	CR	N/A
Section 603 Certificate (Rates)	\$100.00	No	SL	Sec 603 LGA
Section 10.7 (2) Certificate (Planning)	\$64.00	No	SL	Sch4 of EP&A Regulations
Section 10.7 (5) Certificate (Additional)	\$94.00	No	SL	Sch4 of EP&A Regulations
Section 121ZP Certificate (EP&A Act)	\$60.00	No	CR	N/A
Section 735A Certificate (LG Act)	\$60.00	No	CR	N/A
Section 735A Certificate (LG Act)	\$60.00	No	CR	N/A
121ZP & 735A Combined Certificate	\$100.00	No	CR	N/A
Biosecurity Certificate (Noxious Weeds)	\$200.00	No	SL	Sch5 of Biosecurity Regulation
Building Certificate (Class 1 and 10 buildings)	\$250.00	No	SL	EP&A Regulations
Building Certificate (Class 2 to 9 buildings): Floor area not exceeding 200m <sup>2</sup> Floor area exceeding 200m <sup>2</sup> but not exceeding 2,000m <sup>2</sup> Floor area exceeding 2,000m <sup>2</sup>	\$250 \$250 + \$0.50 per square metre over 200 \$1,165 + \$0.075 per square metre over 2,000	No	SL	EP&A Regulations

PARTICULARS	FEE (including GST if applicable)	GST	Pricing Type	Reference
<b>Building Information Certificates – Unauthorised works</b>				
Building Information Certificate – unauthorised work	\$250 Cost will be the sum of the application for the building certificate and development application and construction certificates OR complying development application that may have application.	No	CR	EP&A Regulations
Building Information Certificate – Buildings exceeding 200 sqm and not exceeding 2000 sqm	\$250 The fee will be equivalent to the fee that may be imposed for a combined DA/CC application or a CDC application, whichever is relevant and \$250 + 50 cents sqm over 200	No	CR	EP&A Regulations
Buildings exceeding 2000 sqm	The fee will be equivalent to the fee that may be imposed for a combined DA/CC application or a CDC application, whichever is relevant and \$1165.00 + 7.5 cents sqm over 2000.			
Building Information Certificate – Part Building (no floor area)	The maximum fee will be equivalent to the fee that may be imposed for a combined DA/CC application of a CDC application, whichever is relevant and \$250.00	No	CR	EP&A Regulations
Occupation Certificate	\$60.00	No	CR	N/A
Compliance Certificate	\$60.00	No	CR	N/A
Road Opening Fee	\$50.00	Yes	CR	N/A
Water meter reading	\$50.00	No	CR	

## Regulatory

PARTICULARS	Fees (including GST if applicable)	GST	Pricing Type	Reference
<b>Dog Registration</b>				
Non-desexed Dogs (one dog)	As per legislation	No	SL	CPA 2018
Desexed Dog	As per legislation	No	SL	CPA 2018
Dog owned by Recognised Breeder	As per legislation	No	SL	CPA 2018
Pensioners with Desexed Dogs	As per legislation	No	SL	CPA 2018
Working Dogs	As per legislation	No	SL	CPA 2018
Dangerous & Restricted Dogs – annual charge	As per legislation	No	SL	CPA 2018
Cats not desexed – annual charge	As per legislation	No	SL	CPA 2018
<b>Impounding Fees</b>				
Release Fee	\$20.00	No	CR	
Maintenance Charge (1 <sup>st</sup> day)	\$20.00	No	CR	
Maintenance Charge (2 <sup>nd</sup> & subsequent days)	\$20.00	No	CR	
Fine for keeping an unregistered dog	\$103.00	No	SL	CPA2018
Surrender fee	\$100.00	Yes	CR	
Microchipping fee	\$55.00			
<b>Cats</b>				
Cat Trap Hire	\$20.00 + \$50.00 deposit	Yes	CR	
Surrender fee	\$100.00	Yes	CR	
<b>Sheep, Goats, Cattle &amp; Horses</b>				
Sustenance (per day)	\$5.00	No	CR	
Deterrent for repeat of Offence:				
1 to 20 head	\$10.00	No	CR	
21 to 50 head	\$15.00	No	CR	
51 to 100 head	\$31.00	No	CR	
Driving Charge per hour, or part thereof	\$91.00	No	CR	
<b>Abandon Vehicles</b>	Impounding expenses plus \$100 release fee	Yes	CR	
<b>Public Inspections such as Food, Skin Penetration, Accommodation Pool Water Quality, Mortuary, Underground Petroleum Storage Systems (UPSS)</b>	Full cost recovery of inspection fee  \$120 per inspection	No	CR	

### 3) Sewerage

#### Sewerage Connection

PARTICULARS	Fees (including GST if applicable)	GST	Pricing Type	Reference
A minimum connection fee of \$596 applies where the sewer is in close proximity. Where mains extension is required, work must be referred to the Director of Technical Services	\$596.00	No	CR	
A drainage diagram fee is \$72 for dwellings with one WC (additional fee of \$10 per extra WC)	\$72.00	No	CR	
Application to install Septic Tank	\$85.00	No	CR	
Sewer discharge for non-residential users	\$1.16 per litre	No	User charge	S502
Fee for disposal of septic tank waste	\$75.00 per tanker load	Yes	CR	
Supply sewer drainage diagram (for certificates)	\$30.00	No	CR	
Provide a sewer diagram for a new connection (1 WC only – extra WCs \$10 each)	\$80.00	No	CR	
To alter an existing sewerage diagram	\$41.50	No	CR	

### 4) Water

#### Water Connection & Developer Charges

PARTICULARS	Fee (including GST if applicable)	GST	Pricing Type	Reference
Filtered Water – Connection fee	\$693.00	No	CR	
Raw Water – connection fee	\$760.00	No	CR	
Raw and Filtered Water	\$1386.00	No	Cr	Sec 306 WMA 2000
<i>In addition to connection fee</i>		No	CR	
Filtered Water Developer Charge	\$370.00	No	CR	
Raw Water Developer Charge	\$1,561.00			

Meter Reading Fee (Including checking meters refundable if meter faulty)	\$50.00	No	CR	
Raw Water from Standpipe	\$10kl min \$100 (non-potable)		CR	
Potable Water from Standpipe	\$20kl min \$100 (potable)		CR	
Replacement damaged water meter	At Cost + 12.5%		CR	

Note:

- Council policy allows for \$200 discount on connection costs if rain water tank installed
- Water connections outside town area are at Council's discretion.
- Fee is based on where water is in close proximity. Where mains extension is required, work must be referred to the Director of Infrastructure and Planning
  - Filtered and raw water connection charges are for a standard 20mm connection. Larger connections will be charges the difference in cost plus 12.5%

## 5) Cemetery Fees

	<b>Fees</b> (including GST if applicable)	<b>GST</b>	<b>Pricing Type</b>	<b>Reference</b>
<b>Hay Traditional Cemetery</b>				
<b>Total cost of first interment</b>	<b>\$2,000.00</b>		CR	
Grave Digging (by machine)	\$656.00	Yes		
Land Reservation/Establishment Fee	\$1038.00	Yes		
Perpetual Grounds Maintenance	\$150.00	No		
Interment Services Levy (Statutory fee)	\$156.00	No	SL	
<b>Total cost of Second interment</b>	<b>\$1,000.00</b>		CR	
Grave Digging (by machine)	\$656.00	Yes		
Land Reservation/Establishment Fee	\$188.00	Yes		
Interment Services Levy (Statutory fee)	\$156.00	No	SL	
<b>Total cost of Burial of Ashes</b>	<b>\$263.00</b>		CR	
Ashes Burial ( <u>Second Interment ONLY</u> )	\$200.00	Yes		
Interment Services Levy (Statutory fee)	\$63.00	No	SL	
Grave digging by hand	\$150 Provision Fee + At Cost	Yes	CR	
Grave Digging outside of normal Council hours	\$300.00	Yes		
Exhumation Fee	\$150 Provision Fee + At Cost	Yes		
Monumental Permit Fee	\$150.00	No	CR	
Installation of Plinth	\$100.00	Yes	CR	
Burial Right Land (Reservation)	\$100.00	No	CR	
<b>Lawn Cemetery</b>				
<b>Total cost of first interment</b>	<b>\$2,000.00</b>		CR	
Grave Digging (By Machine)	\$656.00	Yes		
Land Reservation/Establishment Fee	\$1038.00	Yes		
Perpetual Grounds Maintenance	\$150.00	No		
Interment Services Levy (Statutory fee)	\$156.00	No	SL	
<b>Total cost of Second interment</b>	<b>\$1,000.00</b>		CR	
Grave Digging (by machine)	\$656.00	Yes		
Land Reservation/Establishment Fee	\$188.00	Yes		
Interment Services Levy (Statutory fee)	\$156.00	No	SL	



<b>Total cost of Burial of Ashes</b>	<b>\$263.00</b>			
Ashes Burial ( <u>Second Interment ONLY</u> )	\$200.00	Yes	CR	
Interment Services Levy (Statutory fee)	\$63.00	No	SL	
Grave digging by hand	\$150 Provision Fee + At Cost	Yes	CR	
Grave Digging outside of normal Council hours	\$300.00	Yes		
Exhumation Fee	\$150 Provision Fee + At Cost	Yes	CR	
Monumental Permit Fee	\$150.00	No		
<b>Cemetery Bronze Plaques</b>				
<b>Cemetery Bronze Plaque</b>	<b>\$150.00 + At Cost</b>	Yes	CR	
Bronze Plaque	At Cost			
Provisioning	\$50			
Installation	\$100			
<b>Cemetery Detachable plaque</b>	<b>\$150.00 + At Cost</b>	Yes	CR	
Bronze Plaque	At Cost			
Provisioning	\$50			
Installation	\$100			
<b>Shrine of the Unborn Plaque</b>	<b>\$150.00 + At Cost</b>	Yes	Cr	
Bronze Plaque	At Cost			
Provisioning	\$50			
Installation	\$100			
Flower Container (Old Lawn section only)	\$40.00	Yes	CR	
<b>Niche Columbarium</b>				
<b>Total cost of Interment of Ashes</b>	<b>\$263.00 + At Cost</b>		CR	
Bronze Plaque	At Cost	Yes		
Interment of Ashes	\$150.00	Yes		
Provisioning	\$50.00	Yes		
Ashes Interment Levy (Statutory Fee)	\$63.00	No		
Columbarium Permit (Reservation)	\$100.00	No	CR	
<b>Cross Columbarium</b>				
<b>Total cost of Interment of Ashes</b>	<b>\$413.00 + At Cost</b>		CR	
Bronze Plaque	At Cost	Yes		
Interment of Ashes	\$300.00	Yes		
Provisioning	\$50.00	Yes		
Ashes Interment Levy (Statutory Fee)	\$63.00	No	SL	
Cross Columbarium Permit (Reservation) Includes granite plinth	<b>\$500.00</b>	Yes		
<b>Pet Memorial</b>				
<b>Total Cost of Pet Memorial Plaque</b>	<b>\$300.00</b>		CR	
Provisioning and Plaque	\$200.00	Yes		
Installation	\$100.00	Yes		

<b>Bridge Memorial</b>				
<b>Total Cost of Bridge Memorial Plaque</b>	<b>\$450.00</b>			
Provisioning and Plaque	\$350.00	Yes		
Installation	\$100.00	Yes		

## 6) Waste Management Fees

Note: All fees are within normal Council hours. No access outside these hours  
Commercial fee applies to Businesses operating in LGA dealing with tyre sales and repairs

### TIP ACCESS PRICE - HAY

Tip Access Fee - \$70/visit (Access to disposal site for volumes above Large Load i.e. Trucks)

Mixed Waste	
Wheelie Bin	\$5
Car/Station Wagon	\$5
Van/Ute/Box Trailer	\$10
Large Load - 1m3 to 1.5m3	\$20
Light Truck (2 axels)	\$250
Heavy Truck (3 axels)	\$375
Greater than 3 axels	\$500

Recycables/CRC	
Recycables/CRC	Free

Green Waste	
Wheelie Bin	Free
Car/Station Wagon	Free
Van/Ute/Box Trailer	Free
Large Load - 1m3 to 1.5m3	Free
Light Truck (2 axels)	\$30
Heavy Truck (3 axels)	\$50
Greater than 3 axels	\$100

Concrete/Bricks	
Car/Station Wagon	\$5
Van/Ute/Box Trailer	\$10
Large Load - 1m3 to 1.5m3	\$20
Light Truck (2 axels)	\$100
Heavy Truck (3 axels)	\$150
Greater than 3 axels	\$200

Steel/Scrap Metal	
Car/Station Wagon	Free
Van/Ute/Box Trailer	Free
Large Load - 1m3 to 1.5m3	Free
Light Truck (2 axels)	\$100
Heavy Truck (3 axels)	\$150
Greater than 3 axels	\$200

Tyres	
Car	\$14
Truck Small	\$24
Truck Large	\$35
Tractor Small	\$45
Tractor Large <1.2m	\$80





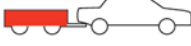
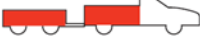
Dead Animals	
Dog/Cat	\$10
Sheep/Goats/Kangaroo	\$20
Horse	\$100

Mattresses	
Single/Other	\$20
Double/Queen/King	\$30

Timber/Builders Waste	
Car/Station Wagon	\$5
Van/Ute/Box Trailer	\$10
Large Load - 1m <sup>3</sup> to 1.5m <sup>3</sup>	\$20
Light Truck (2 axels)	\$100
Heavy Truck (3 axels)	\$150
Greater than 3 axels	\$200

Grease Trap	
Septic Waste/Grease Trap Waste	\$200.00 per 10,000 litres + tip opening fee

Asbestos	
Cubic Metre	\$300.00 plus access fee
Cubic Metre - friable	500.00 plus access fee

Wheelie Bin - per 240 litre bin 
Small load - up to an average sedan boot or half a small trailer, approximately 0.5m <sup>3</sup> . 
Medium load - up to approximately 1m <sup>3</sup> . This may be a full normal sized single axle trailer body or a full utility tray.  
Large load - any volume larger than 1m <sup>3</sup> but less than 1.5m <sup>3</sup> . This includes larger trailers.  

- 240L bin replacement Fee MGB - \$110
- Kitchen Caddy - \$30
- Roll of caddy liners – at cost
- Additional kerbside waste collection bin pickup - \$150 per visit
- Large scale waste collection – private hire rates where applicable and at cost plus 12.5%
- 25L bag of compost - \$15/bag + GST (total \$16.50)

## 7) Community Equipment

	<b>Fees</b> (including GST if applicable)	<b>GST</b>	<b>Pricing Type</b>	<b>Reference</b>
Events Trailer	\$200 per hire	Yes	F	
Bond	\$250 (Community Groups) \$500 (Private)	No		
Events Trailer (when used with another Council facility)	\$75 per day	Yes	F	
Shade Gazebos	\$100 per hire (up to 3)	Yes	F	
PA System	\$50 per day (community Groups only)	Yes	F	
<b>Damage Charge</b> (tables, chairs, gazebo etc)	Minimum \$50 or at cost	Yes	CR	

## 8) Council Facilities

<b>Park Fees</b>	<b>Fees</b> (including GST if applicable)	<b>GST</b>	<b>Pricing Type</b>	<b>Reference</b>
Kiosk/Kiosk Building (per day)	\$57.00	Yes	F	
Kiosk/Kiosk Building (per hour)	\$27.00	Yes	F	
Kiosk Storage (per week)	\$ 5.00	Yes	F	
No 3 and 4 Oval amenities building	Free for community groups			
Cricket Association Wickets	At cost			
No.1 Oval lights (per hour)	\$29.00	Yes	F	
No. 2 Oval lights (per hour)	\$29.00	Yes	F	
Netball and Basketball lights (per hour per court)	\$17.00	Yes	F	
<i>Note: A taxable Cleaning Fee to be charged if grounds are not left in a clean and tidy condition.</i>	\$65.00 per hour	Yes	F	
Amenities Building stage	\$25.00 (per day)	Yes	F	

<b>Public Halls</b>				
<u>Memorial Hall</u>				
<b>Community Group</b>				
Hourly	\$26.00	Yes	F	
Daily	\$105.00	Yes	F	
Decorating/Setup Fee	\$35.00	Yes	F	
<b>Travelling Shows - Commercial Hire</b>				
Hire fee – Daily	\$200.00	Yes	F	
per hour	\$52.00	Yes	F	
Decorating/Setup Fee	\$55.00	Yes	F	
<b>Schools</b>				
Hire of hall (per hour)	\$24.00	Yes	F	
<b>Exercise Groups</b>				
Adults (per hour)	\$42.00	Yes	F	
Children (per hour)	\$21.00	Yes	F	
<b>Parties and Receptions</b>				
Hire per hour	\$29.00	Yes	F	
Decorating/Setup Fee	\$36.00	Yes	F	
<b>Note: for casual hirers (those without public risk insurance) an additional administration charge of \$100 will be charged for parties and functions.</b>				
	<b>Fees (including GST if applicable)</b>	<b>GST</b>	<b>Pricing Type</b>	<b>Reference</b>
<u>Community Building</u>				
Female amenities	\$55.00 per day Free for community groups			
<b>Football Clubs (per week)</b>				
- Pre season	\$52.00	Yes	F	
- Playing season (from 1 <sup>st</sup> home game)	\$104.00	Yes	F	
<b>Exercise Groups (per hour)</b>				
- Adults	\$42.00	Yes	F	
- Children	\$21.00	Yes	F	
<b>Schools (per hour)</b>	\$26.00	Yes	F	
<b>Community Groups</b>				
- Daily	\$105.00	Yes	F	
- Hourly	\$26.00	Yes	F	
<b>Meetings (up to two hours)</b>	\$42.00	Yes	F	
<b>Meetings (two hours or more)</b>	\$57.00	Yes	F	

<b>Parties, Receptions (per hour)</b>	\$29.00	Yes	F	
<b>Commercial Hire</b>				
- Daily	\$195.00	Yes	F	
- Hourly	\$42.00	Yes	F	
<b>Decorating Fee</b>	\$36.00	Yes	F	
<b>Change Rooms (daily)</b>	\$56.00	Yes	F	
<i><b>Note:</b> Users of halls and facilities are responsible for cleaning. Additional cleaning (if required) will be charged at \$65.00 per hour (plus G.S.T.) if normal time or \$70.00 per hour (plus G.S.T.) if cleaners are required to perform work on overtime. All breakages are to be paid for.</i>				
<b>Kay Hull Community Centre</b>				
<b>RSL Room</b>				
Community Group - hourly	\$21.00	Yes	F	
Community Group – daily	\$93.00	Yes	F	
Commercial User - hourly	\$26.00	Yes	F	
Commercial User – daily	\$145.00	Yes	F	
<b>Swimming Pools</b>				
<b>Public</b>				
Outside normal opening hours (Supervisor)	\$80.00 per hour	Yes	F	
Lights	\$12.00 per hour	Yes	F	
<b>Myers Lane Units</b>				
Rent per week	As per Council resolution	No		

## 9) Museums Hire

### Bishops Lodge Museum

Meeting - \$145 per day

Function < 50 - \$250 (additional \$150 use of kitchen and crockery)

Function > 50 - \$750 (additional \$150 use of kitchen and crockery)

## 10) Miscellaneous

<b>Truck Wash</b>	<b>Fee (including GST if applicable)</b>	<b>GST</b>	<b>Pricing Type</b>	<b>Reference</b>
Per Use/Token (each)/FOB	\$38.0	Yes	F	
Charge per minute of use	\$0.60/min	Yes	F	
Minimum charge per use	\$3.00	N	F	
<b>Aerodrome</b>				
Lease of Land for Private Aerodrome Hangar	\$2.00 per m2	Yes	F	

<b>Plant &amp; Equipment Hire</b>				
Plant & Equipment Hire	(for rates see separate list)			
<b>Maps, Photocopies, Faxes</b>				
Shire Maps	\$5.00	Yes	F	
Photocopies ( <u>black and white</u> ):				
- A4	\$0.30	Yes	F	
- A3	\$0.60	Yes	F	
- A2	\$3.00 (+\$2 colour)	Yes		
- A1	\$5.00	Yes	F	
- A0	\$10.00 (+\$5 colour)	Yes	F	
<u>Colour:</u>				
- A4	\$1.00	Yes	F	
- A3	\$2.00	Yes	F	
<b>Laminating</b>	\$1.50	Yes	F	
Per sheet				
<b>Search Fee</b>				
Burial Records, etc. (per hour - minimum \$50.00)	\$6.00	Yes		
GIPA Request	\$30.00	No		GIPA 2009
<b>Kerb and Gutter</b>				
	Contribution determined on individual basis	Yes		
<b>Rural Addressing</b>				
Rural address property sign	\$150.00	Yes		
Re-lettering of rural address property signs	\$50.00	Yes		
<b>Lost Key Replacement</b>				
User Group	\$50.00	No		

## 11) Private Hire Rates

As per attached list of plant hire rates.

## 12) Proposed Borrowings

### Pricing Types

**SL – Statutory Limited fee**

**CR – Cost recovery fee**

**F- Discretionary fee**



**Hay Shire Council**  
**Private Hire Rates 2025/2026**

Plant No	Type	Comment	Plant Type	Hire Rate	Unit
	<b>Heavy Plant</b>				
	Grader (12M)		Grader	\$220.00	Hour
	Caterpillar Backhoe (432)		Backhoe	\$175.00	Hour
	Loader (Hyundai)		Loader	\$200.00	Hour
	Self Propelled Roller (Multi		MT Roller	\$150.00	Hour
	<b>Trucks</b>				
	Large (6m3)		Tip Truck	\$150.00	Hour
	Tri Tipper (2m3)		Tip Truck	\$120.00	Hour
	<b>Water Carts</b>				
	Watercart (10,000)		Water Cart	\$170.00	Hour
	<b>Tractors/Equip</b>				
	Case IH			\$120.00	Hour
	Kubota		4x4	\$140.00	Hour
	Parana			\$65.00	Hour
	Sewell			\$65.00	Hour
	Howard			\$95.00	Hour
	Dynapac			\$65.00	Hour
	Portable traffic lights			\$120.00	Day
	<b>Specialised</b>				
	3914 Hydraulic drill Rig			\$100.00	Hour
	3801 Bitumen Patching Truck	Paveline		\$250 + materials	Hour
	<b>Utilities</b>				m2
	Weeds		4*4 Ute	\$85.00 plus .85c klm	Hour + km
	Other Utilities 4 x4		4x4 ute	\$85.00 plus .85c klm	Hour + km
	Other Utilities 4 x4			\$85.00 plus .85c klm	Hour + km
	<b>Mowers</b>				
	Mower		Toro Type	120.00	Hour

**Hay Shire Council**  
**Private Hire Rates 2025/2026**

	Other					
		Projet Water Snorter	Water Snorter		120.00	Hour
		Sewer Jet	water jet		225.00	Hour

Materials - supplied at cost + 12.5%  
(i.e gravel, mulch)

- \* Travel to be charged at private hire rates
- \* Labourer - \$50 per hour
- \* Plant Operator - \$60 per hour
- \* Supervisor - \$75 per hour
- \* Out of normal hours ( 7am to 3:30pm Monday-Friday) then a surcharge of \$45 per hour applies.